



# core EMG

Streamlined Surface EMG

- Small, lightweight sensors
- Direct Connect sensor design
- Data recovery with Lossless technology



NORAXON®

The Core EMG System can operate configurations up to 4 sensors and capture data at 2,000 Hz for over 4 hours.

## The Core EMG System

Core EMG's small and lightweight wireless sensors transmit surface electromyography data directly from the electrode site with the Direct Connect sensor design, eliminating lead connections and the need for additional disposables like sensor tape.

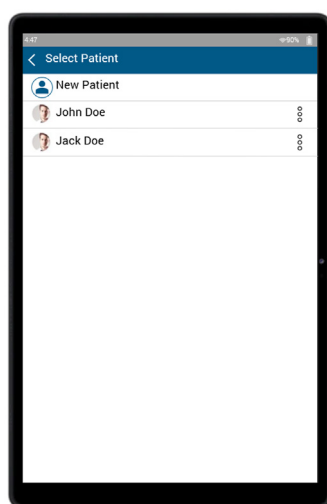


## Easy to Use & Portable

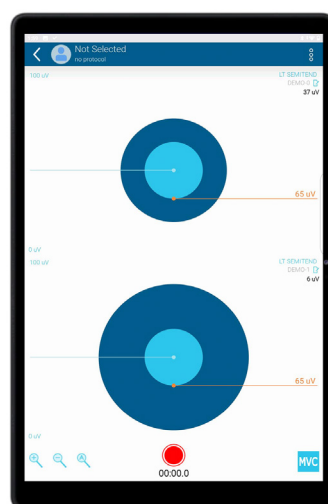
Experience **streamlined efficiency** with Noraxon's Core EMG System, designed for clinicians seeking a **rapid setup** and **user-friendly** operation. **Enhance your mobility** and **simplify your workflow** with the portable Biofeedback App and combined charger/receiver hub.



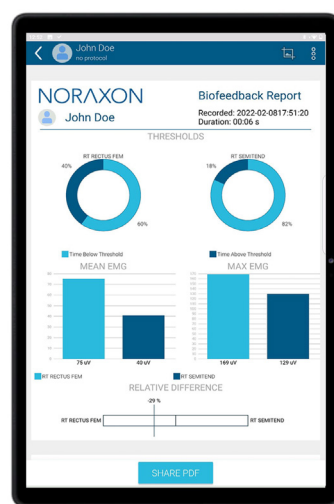
Start  
Measurement



Select  
Patient



View  
Real-time Data



Generate  
Reports

The myoMUSCLE™ software module features an easy-to-use toolset for EMG data, enabling detailed insight for performance enhancement, rehabilitation, and neuromuscular biofeedback.

## All-in-One Biomechanics Software

Seamlessly collect and combine a variety of data within a unified software platform.



- Comprehensive signal processing tools
- Customizable analysis reports
- Multi-device synchronization
- Multiple data export formats
- HTTP streaming functionality

## Integrated Movement Technology

Integrate Core EMG with other systems in Noraxon's multi-device platform to enhance common clinical applications such as:



**Symmetry &  
Coordination  
Tests**



**Average  
Activation  
Patterns**



**EMG  
Amplitude  
Analysis**



**Biofeedback  
Training**



**Gait  
Analysis**



**Fatigue  
Analysis**

## TECHNICAL DATA

### POWER AND SYNCHRONIZATION

#### Sensor

- Replaceable Li-ion coin cell battery
- 4-hour operational runtime
- 3-hour charge time

#### Hub

- Power, charging, and data transfer by USB-C
- Accepts 2-5 V TTL sync input

### DATA TRANSMISSION

- 2.4 GHz wireless and Bluetooth Low Energy
- 30 m wireless transmission range

### DATA ACQUISITION

- 2000 Hz sample rate
- 20 Hz high-pass cutoff
- 500 Hz low-pass cutoff
- No notch (50/60 Hz) filters
- $\pm 24,000 \mu\text{V}$  input range
- 24-bit ADC with dynamic resolution

### EMG SIGNAL QUALITY

- $<2 \mu\text{V}$  RMS baseline noise
- $>90 \text{ dB}$  CMRR

### DATA RECOVERY

- 125 MB onboard memory (up to 8 hours of storage)
- High-speed data transfer via sensor dock


### SIZE AND WEIGHT

#### Sensor

- 42 x 30 x 12.5 mm (LxWxH)
- 15 g

#### Hub

- 170 x 60 x 113 mm (LxWxH)
- 145 g



Scan to learn more