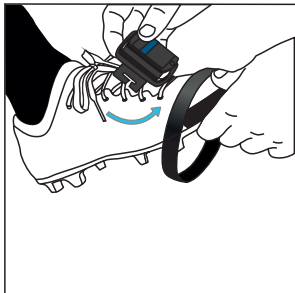
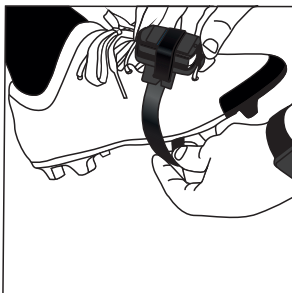


Shoe Adapter



1. Place the MyoMotion™ sensor in the shoe adapter cradle. Slide the shoe adapter hook under the first lace of the shoe.

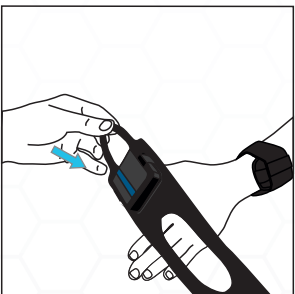


2. Wrap the band over the MyoMotion™ sensor and under the shoe. Be sure to pass the band through the shoe adapter.

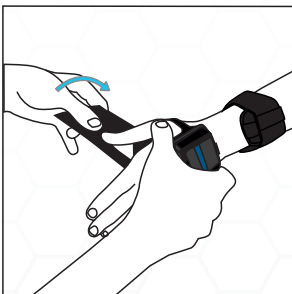


3. Pull the band to the rear of the shoe. When using the split band, one half of the band can be placed under the shoe and the other half pulled to the rear of the shoe.

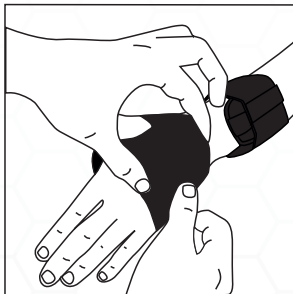
Hand Glove



1. Place the MyoMotion™ sensor in the glove cradle. Place the glove so the thumb goes through the small hole of the glove.

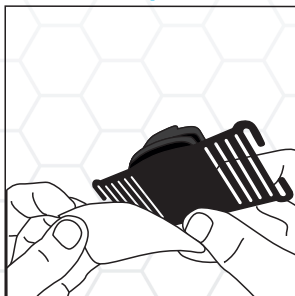


2. Wrap the glove over the back of the hand and across the palm. Continue to wrap the glove until the thumb goes through the large hole.

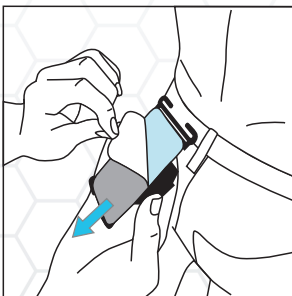


3. Wrap the glove over the sensor and pull tight. Affix the loose end of the glove with the Velcro patch.

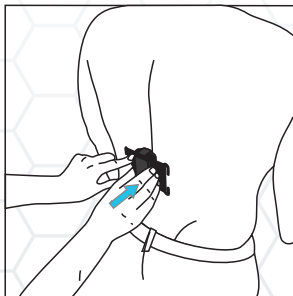
Torso Adapter



1. Place the MyoMotion™ sensor in the Torso adapter. Place doubled sided tape on the backside of the adapter.

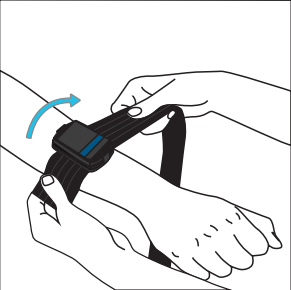


2. Remove the liner from the tape.

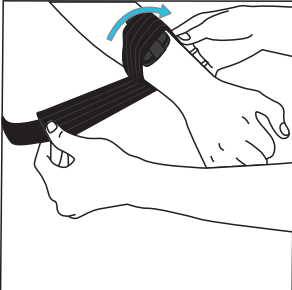


3. Affix the adapter to the subject.

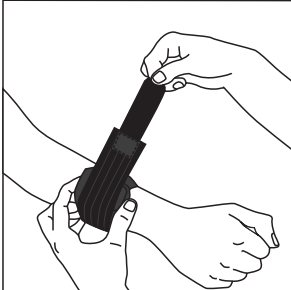
Segment Strap



1. Place the MyoMotion™ sensor in the strap cradle. Begin to wrap the strap around the segment.



2. Wrap the strap entirely around the segment and OVER the MyoMotion™ sensor

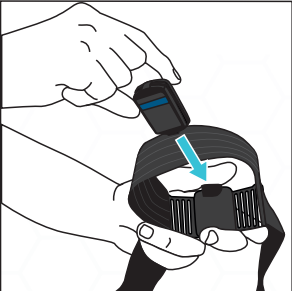


3. Pull the strap tight and affix the loose end with the Velcro tab.

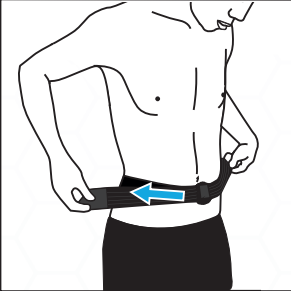
Pelvis/Torso Strap with Adapter



1. Connect the torso adapter to the pelvis belt. Attach the adapter so the belt passes over the top of the MyoMotion™ sensor cradle.

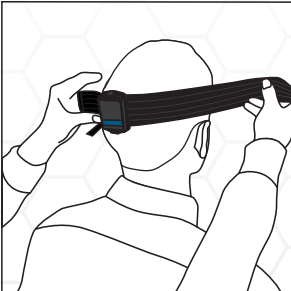


2. Place the MyoMotion™ sensor into the cradle and tighten the belt over the sensor.



3. Attach the belt to the subject at the waist or lower thoracic position. Pull the end tabs tight.

Head Strap



1. Place the MyoMotion™ sensor in the sensor cradle. Align the MyoMotion™ sensor to the back of the head.



2. Wrap the free end of the strap completely around the subject's head.



3. Pull the strap tight and affix the loose end with the Velcro tab.

Care Instructions: Machine washable (temperature < 40 C or 104 F)

- Wash in laundry bag/pouch
- Use mild detergent only, no bleach
- Air dry ONLY

